Parent Resource Centre

Counting Acts of Kindness

Ideas for adding math to your day
with pre-schoolers

Early Literacy Specialists of Eastern Ontario

www.parentresource.ca

Be a Bucket filler!

Before a child can learn mathematics, he or she needs to *believe* in his or her ability to do so.

- **Build strong, positive attitudes about math.** When children feel positively engaged and successful, they are more likely to stick with an activity or a problem to find a solution.
- **Begin with activities that meet your child's level of mathematical understanding**. Early success in solving problems will build your child's confidence. Gradually move to activities that provide more challenge for your child.
- **If you and your child are more comfortable in a language other than English, use it.** Your child will understand concepts better in the language that he or she knows best.

When you find ways to engage a child in thinking and talking about mathematics, you are providing an important key for unlocking his or her future success.

This document is adapted from an Ontario Ministry of Education publication titled:

Doing Mathematics with Your Child - Kindergarten to Grade 6

(A guide for parents, guardians, caregivers and other family members who help children learn mathematics.)

Available online at:
http://www.edu.gov.on.ca/eng/literacynumeracy/parentguidenum2012.pdf

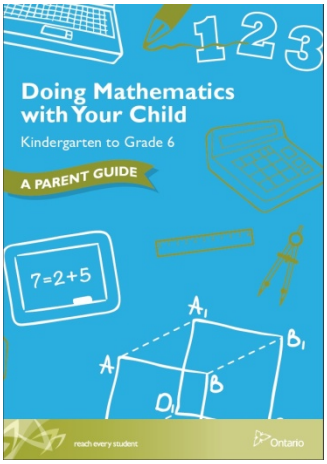

5 Ways to Add Math Learning to Your Day

1. Number Sense and Numeration

When children are learning to **count**, they like to touch, point to and move objects as they say the number aloud – so encourage them to!

- Count objects (acts of kindness, toys, cars, rocks)
- Use counting in **active games** (hide and seek, one-two-three-go)
- Help connect **quantities** with number **names** and **symbols**
- Find numbers in stories and include them in circle time

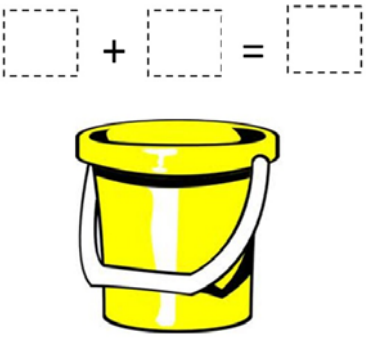

2. Measurement

Just by comparing items around the home, a child can begin to understand some basic principles of measurement.

- **Estimate** (guess) how many cups of water to fill a bucket
- Estimate and count how many steps to get to the door or across the park
- **Measure** your **height** with various objects like blocks
- Use cues related to the **passage of time** (clocks, calendars)
- Use measurement **language** like:
    - longer, shorter
    - faster, slower
    - first, last
    - before, after
    - heavy, light

3. Geometry and Spatial Sense (Shapes)

- When talking with a child, identify objects by their **shape** and **size**
- Look for shapes at home or outside
- Play *I Spy* using shapes as clues
- Use **directional language**:
  - up, down
  - over, under
  - between, through
  - beside, behind
  - in front of, on top of

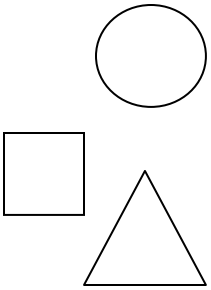



4. Patterning

- Help your child to recognize the patterns that are all around - and to describe them by using mathematical words, such as *repeat*, *over again*, and *it's the same*.
- **Clap** your hands and **stomp** one foot in a sequence (such as clap, clap, stomp; clap, clap, stomp)
- Have fun teaching your child simple **dances** that include a sequence of steps and movements



5. Data Management (Sorting and Graphing)
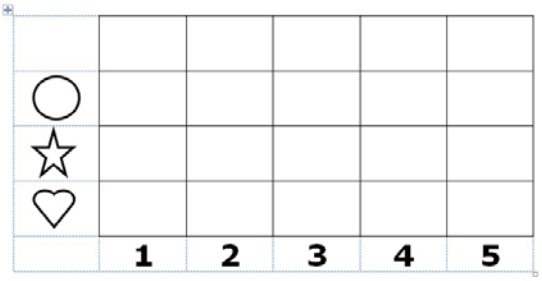
Early experiences in **sorting** and **classifying** objects around the house can help prepare children for organizing data into meaningful categories.