Community profile for NORTH ALGONA WILBERFORCE, BONNECHERE VALLEY, PIKWÀKANAGÀN (NAW+BV+P), RENFREW-NIPISSING-PEMBROKE (RNP), ON

LEGEND

A child's early development is shaped by different sectors of influence:

CHILD FAMILY COMMUNITY

Why Are Population Demographics Important?

Collectively, population counts by age group and population growth can help us to adapt to the needs of the population as it changes over time. Population density measures how closely people live together in a geographic area. The higher the number, the more people live within that area.

Why Is Housing Important?

Affordable housing is a basic need for all families. High housing costs can create an added financial burden and result in families living in inadequate conditions, which contribute to poor health and fewer financial resources. Social housing programs help alleviate this need, but significant challenges remain. Eligibility for these supports is based on income, family size, and individual need.

Why Is Family Composition Important?

Research suggests that marital status may be linked to household stability, as unmarried couples who live together are more likely to experience a breakdown in the relationship than married couples. Knowledge of family size can help services better design programs according to need, including targeted support for single or first-time parents, or programming for children of varying ages.

Note: Census Families constitutes at least two people living together; these totals do not include single people who do not have children. Therefore, if the % of families with children is calculated based on these totals, it will be inflated as compared to the true population.

Why is Financial Well-Being Important?

Economic status is one of the largest external influences on a child's development. It can influence the ability to buy nutritious food, access safe and stable housing, participate in recreational activities, and access quality child care. A lack of financial resources has been linked to poorer health outcomes, and may force parents to work more and spend less time with their children. A family's finances are affected by their income, assets, credit history, shelter affordability and home ownership, and retirement savings.

- **Child care subsidies** are a form of financial support provided to help offset the cost of child care.
- The **median household income** marks the middle of the income distribution for the target population, dividing it exactly in half.
- The **unemployment rate** quantifies the number of people within the labour force that are actively looking for work.
- **Debt management** reflects financial responsibility. **Non-mortgage consumer debt** indicates the amount of outstanding debt based on credit cards, personal loans, lines of credit, car loans, and consumer product financing. **Risk Scores** predict the likelihood that a person will miss at least 3 consecutive payments in the next year, based on their existing credit history.

Why is Language Important?

Being able to communicate in at least one of Canada's official languages can influence an individual's ability to work, obtain services, and connect with their community. For services to effectively engage families from diverse communities they need to have policies, practices, and programs that are sensitive to language needs.

WHAT DOES OUR COMMUNITY LOOK LIKE?

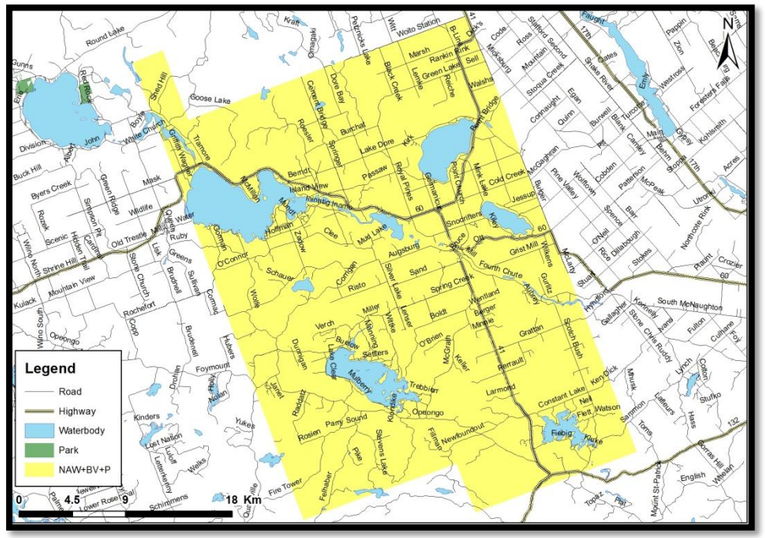

Map prepared by the Data Analysis Coordinators, Parent Resource Centre, Ottawa, ON. (April 2013)

DEMOGRAPHICS

Demographics[1]	NAW+BV+P	RNP
Population in 2011	7,068	102,537
Population in 2006	6,911	98,798
Population change (%)	2.3%	3.8%
Land area (square km)	979	8,313
Population per km^2	7.2	12.3

[1]Source: 2011 Census, *Population and Dwelling Counts.*
[2]Source: SELECT Ontario, Statistics Canada, special tabulation, unpublished data, Labour Force Survey, 2010.
[3]Source: Renfrew County Housing Corporation, Meeting of the Renfrew County Housing Corporation Board of Directors ,as of Dec 2011.

HOUSING

Housing[2]	NAW+BV+P	RNP
Average Value of Owned Dwellings	n.a.	n.a.
Rented Dwellings (%)	n.a.	n.a.
Median Monthly Rent	n.a.	n.a.
Social Housing[3]	**NAW+BV+P**	**RNP**
Public Housing Units for Families	26	978
Non-Profit Housing Units for Families	0	280
Families on Waiting List for Public and Non-Profit Housing	n.a.	1,121

AGE DISTRIBUTION

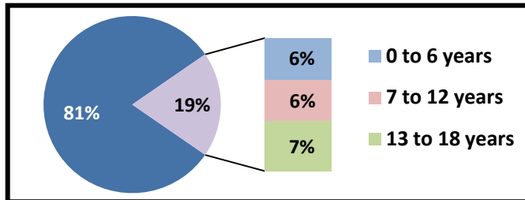

Population Counts	NAW+BV+P	RNP
Total	7,060	102,525
Aged 0 to 18 yrs	1,355	21,175
Aged 0 to 6 yrs	425	7,375

Source: 2011 Census, *Age Characteristics.*

WHAT DO OUR FAMILIES LOOK LIKE?

WHAT DO OUR FAMILIES WITH CHILDREN (< 25 YRS OLD) LOOK LIKE?

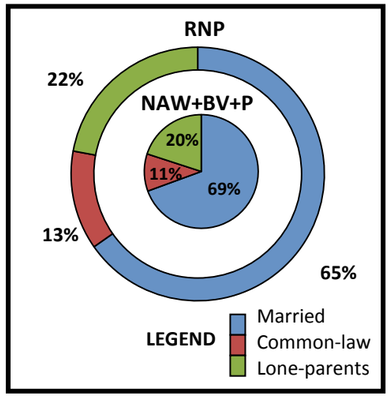

HOW MANY CHILDREN (< 25 YRS OLD) ARE THERE AT HOME?

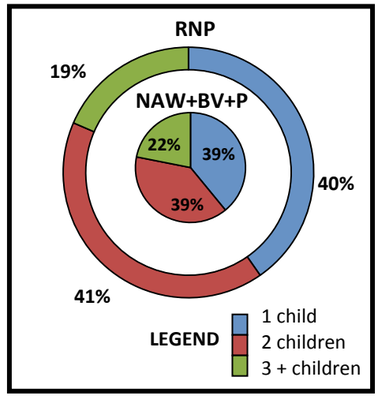

Number of Census Families	NAW+BV+P	RNP
Total Families	2,210	30,185
Average # Persons Per Family	2.8	2.8
Total Families With Children < 25 yrs old	850	13,725
Average # Children Per Family	1.9	1.5

Source: 2011 Census, *Family Characteristics.*

HOW ARE OUR FAMILIES DOING FINANCIALLY?

Child Care Subsidies[1]	NAW+BV+P	RNP
Total # Unique Children Served, Annually	27	450
% of Population Aged 0-12 Years Served	4%	4%
Employment and Income	**NAW+BV+P**	**RNP**
Unemployment Rate (%)[2]	n.a.	n.a.
Median Income for Private Households[3]	n.a.	n.a.
Debt Management For Those with A Credit History[4]	**NAW+BV+P**	**RNP**
Average Non-Mortgage Consumer Debt	$23,469	$25,513
Average Risk Score*	772	760

*Note: The higher the risk score, the lower the likelihood of missing 3 consecutive payments in the next year.

[1]Source: Municipal Corporation of the County of Renfrew. Renfrew County Child Care Services. *2012 Statistical Report and Overview of Child Care in Renfrew County.* 2012/2013.
[2]Source: SELECT Ontario, Labour Force Characteristics, 2009.
[3]Source: SELECT Ontario, Income, 2009.
[4]Source: TransUnion, 2012 Q1. Data used by permission from Trans Union of Canada, Inc. ©2013 TransUnion. All rights reserved.

WHAT LANGUAGES DO OUR FAMILIES SPEAK?

What language(s) are used at home?	NAW+BV+P	RNP
English and French / English, French and Other	0.2%	0.4%
English Only / English and Other	99.1%	97.0%
French Only / French and Other	0.5%	1.7%
Other Only	0.4%	1.0%
What language(s) can residents speak?	**NAW+BV+P**	**RNP**
English and French	7.3%	11.8%
English Only	92.6%	87.9%
French Only	0.1%	0.2%
Other Only	0.0%	0.1%
Total Population	**7,065**	**101,025**

Source: 2011 Census, *Knowledge of Official Languages; Detailed Language Spoken Most Often At Home.*
*Note: Census estimates are rounded.

PRC CRP parentresource.ca Ontario

For more information, please contact the Program Effectiveness Data Analysis Coordinators: www.parentresource.ca

Community profile for NORTH ALGONA WILBERFORCE, BONNECHERE VALLEY, PIKWÀKANAGÀN (NAW+BV+P), RENFREW-NIPISSING-PEMBROKE (RNP), ON

LEGEND

A child's early development is shaped by different sectors of influence:

CHILD FAMILY COMMUNITY

Why Are Early Health Risks Important?

Early health risks and vulnerabilities, such as low birth weight and preterm birth, are adversely related to child health and well-being outcomes. Thus, these variables can be used as early indicators of healthy development.

LEGEND:
- ✓ at least 2% lower than RNP
- X at least 2% higher than RNP
- -- within (+/-) 2% of RNP

***Note**: Data for cells containing less than six counts are suppressed. To provide an index of prevalence, despite suppression, we have listed the maximum value possible for that indicator (in %). This value is the maximum count of 5 divided by the total number of births in that community.*

Why Are Child Injury Rates Important?

Unintentional injury is the leading cause of death and hospitalization for Canadian children between the ages of 1 and 14 years. Child injury rates are a way of identifying and monitoring local health and safety concerns, which can support public education, local injury prevention, and healthy public policy development.

Why Is Developmental Health at School Entry Important?

The Early Development Instrument (EDI) assesses children's developmental health at school entry in five domains. Each EDI domain is further subdivided, for a total of 16 sub-domains. Each sub-domain represents a relatively homogenous aspect of child development.

To access the full EDI report and our other products please visit: www.parentresource.ca

WHAT ABOUT OUR CHILDREN'S DEVELOPMENTAL HEALTH AT SCHOOL ENTRY?

EDI DEMOGRAPHICS – CYCLE 4

Demographics	NAW+BV+P	RNP
% Girls	41.9	46.0
% Learning in a Second Language	4.7	15.0
% Francophone	2.3	7.0
Total # Children in EDI Cycle 4	**43**	**964**

Source: Early Development Instrument, 2014-2015 (Cycle 4)

EDI VULNERABILITY

Cycle 4	NAW+BV+P	RNP
1 + Domains	30.2%	28.8%
There has been no significant change in vulnerability over time, locally or regionally.		

WHAT ABOUT OUR CHILDREN'S HEALTH?

Early Health Risks[1] (2005-2011)		NAW+BV+P	RNP
Teen Births (Maternal Age < 20 yrs)	--	6.0%	5.4%
Preterm Births (< 37 weeks)	--	8.7%	8.1%
Exclusively Formula Fed on Discharge	--	18.8%	18.3%
Low Birth Weight (< 2500 g)	✓	5.5%	5.4%
Maternal Smoking During Pregnancy	--	19.7%	21.4%
No Antenatal Care Visit During 1st Trimester	--	7.6%	7.1%
Total Births, 2005 to 2011		436	6,466
Incidence Rate* of ER Visits for Unintentional Injury[2]		**NAW+BV+P**	**RNP**
0 to 6 years old		21.9%	18.3%
7 to 12 years old		19.8%	20.0%
13 to 18 years old		32.9%	28.6%

[1]Source: Better Outcomes Registry & Network (BORN) Ontario, 2005-2011.
[2]Source: ER visits, 2011. National Ambulatory Care Reporting System. IntelliHEALTH ONTARIO. Extracted September 2013 by Ottawa Public Health. *Note: Rates calculated per 100 persons within each age group.

EDI DOMAIN RESULTS ACROSS TIME - CHILDREN NOT ON TRACK

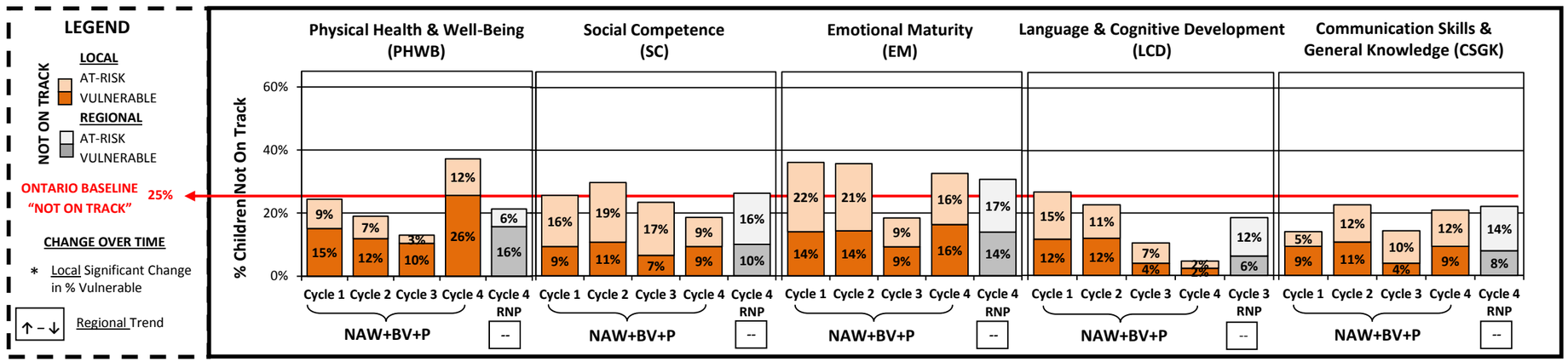

Source: EDI, 2004-2006 (Cycle 1), 2007-2008 (Cycle 2), 2010-2011 (Cycle 3) & 2014-2015 (Cycle 4)

EDI SUB-DOMAIN RESULTS FOR CYCLE 4 – CHILDREN BELOW DEVELOPMENTAL EXPECTATIONS

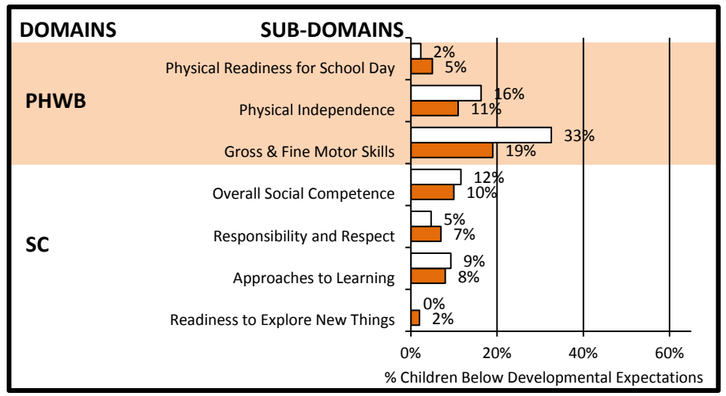



LEGEND
- NAW+BV+P
- Renfrew-Nipissing-Pembroke

Source: EDI, 2014-2015 (Cycle 4)

For more information, please contact the Program Effectiveness Data Analysis Coordinators: www.parentresource.ca

PRC CRP parentresource.ca

Ontario